



























DATA FELLOWS

Navigation to THECB Data Sources and ***New*** Applications
 Julie Eklund, Deputy Assistant Commissioner of Planning & Accountability
 Ginger Gossman, Director of Planning
 February 26, 2014 Training (Primer last updated 03.12.2014)





THECB Data Sources:

Tracking Postsecondary Outcomes 	High school to College 	8 th Grade Cohort 	
Higher Ed Almanac 	Compare College TX 	Texas Crews 	College Measures Economic Success Metrics 









Data Quick Reference

Academic Performance	
Cost	 
Debt	
Earnings	  
Enrollment	   (Applications) 
Graduation	   
Persistence	

Other Resources

Career and Technical Education	
Higher Education Regional Data	
Understanding / Using Data	
Compendium of Texas Colleges	

Data Sources and Aggregate Availability

Icon	Description	Direct Link	HS	ISD	IHE 2-yr	IHE 4-yr	Cty	Reg	TX
	HS-to-College Enrollment and Persistence Interactive Dashboard	Tracking Postsecondary Outcomes	No	Yes	No	No	No	ESC	Yes
	Dual Credit Enrollments and Outcomes	Dual Credit Data Page	No	No	Yes	Yes	No	No	Yes
	HS Grads Enrolled in TX Higher Ed	HS-to-College Enrollment Data Page	Yes	Yes	Yes	Yes	Yes	No	Yes
	HS Grads GPA in Higher Ed	HS-to-College Academic Performance Page	Yes	Yes	No	No	No	No	No
	HS Grads Higher Ed Outcomes	HS-to-College Bachelor's Degree Page	Yes	Yes	Yes	Yes	No	IHE	No
	8 th Grade Cohort from 2001 Enrollment and Completion	Texas Tribune Tracking 8th Graders	No	No	No	No	Yes	ESC	Yes
	Student-level Application Data	www.applytexas.org	Yes	No	No	No	No	No	No
	Texas Public Higher Education Cost, Participation, Outcomes, Faculty	Annual Higher Education Almanac	No	No	Yes	Yes	No	No	Yes
	Interactive Almanac Data	comparecollegetx.com	No	No	Yes	Yes	No	No	No
	Degree Program, Cost, Earnings, Debt	Texas Crews (forthcoming)	No	No	Yes	Yes	No	No	Yes
	Earnings by Degree and Institution	College Measures Texas Economic Success Metrics	No	No	Yes	Yes	No	No	No

How do I navigate THECB data? T★H★E★D

Always start on our main data page, www.txhighereddata.org. You can also get to THED from the THECB main site <http://www.thecb.state.tx.us/>, Data Resources and Tools → Texas Higher Education Data.

How do I navigate to “Tracking Postsecondary Outcomes” dashboard?



Dashboard data are created by matching the PEIMS graduate files provided by TEA to higher education enrollment data provided to THECB from institutions.

You can also go directly to this dashboard through the link www.howmanygo2college.com/.

*Note: If you are using a browser that is *not* Internet Explorer, you may experience problems with this site. It may not be fully functional in non-IE browsers.*

Select the data you want to see using the buttons on the top of the dashboard home page.

How do I navigate to “High School to College” data?



Higher Education Topics | High School to College (P-16) | Reporting to THECB | A-Z Index

Year	White	Hispanic	African American
2000	~70,000	~20,000	~10,000
2005	~80,000	~30,000	~15,000
2010	~90,000	~45,000	~20,000
2012	104,569	73,119	29,359

Higher Education Topics	High School to College (P-16)
>>>Participation	7th Grade Cohorts
Applicants/Acceptance/Enrollment	7th Grade Cohorts Dashboard
Developmental Ed Data (TSI)	Dual Credit Data
Developmental Ed Survey (DEPS)	HS Grads Enrolled in Higher Ed
Distance Ed Data	HS Grads GPA in Higher Ed
Enrollment Forecast	HS Grads Higher Ed Outcomes
Student Migration Report	HS Grads Higher Ed Preparation (TSI)
Texas Higher Ed Enrollments	Tracking Postsecondary Outcomes Dashboard
More...	More...



This area of [THED](#) houses the data “behind the scenes” for the Tracking Postsecondary Outcomes dashboard and more.

You can get to the “High School to College” data in several ways.

- The large blue and yellow arrows will take you to the full listing of HS2C data.
- The smaller orange and yellow arrows will take you directly to the report named.

These data are created by matching the PEIMS graduate files provided by TEA to higher education enrollment data provided to THECB from higher education institutions.

How do I navigate to the 8th grade (2001) cohort study?



The 8th grade cohort study is an update on the 7th grade cohort study produced by THECB for several years. THECB partnered with the Texas Tribune to present these data as accessible and interactive. The direct link to this site is <http://www.texastribune.org/education/public-education/8th-grade-cohorts/state/texas/>.

HIGHER ED OUTCOMES

Tracking Eighth-Graders' Post-Secondary Success

Home / Statewide

Overview **STATEWIDE**

Ethnicity

Gender

Economic Status

Choose a region ▾

The gold arrow lets you explore outcomes by demographic characteristics.

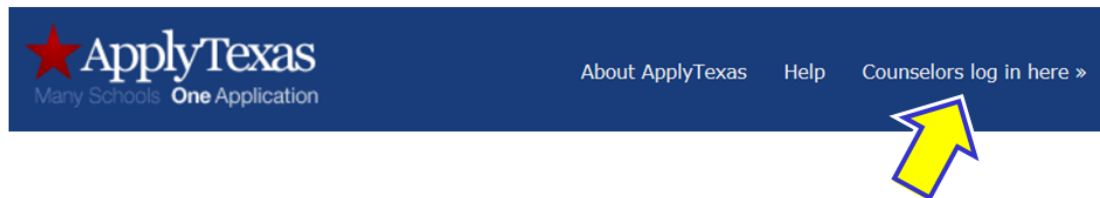
If you select an ISD region, you can also see demographic characteristics by county.

Recognition
This project was funded by
Houston Endowment.

How do I navigate to the Apply Texas counselor suite?



Only authorized counselors at high schools can access the Apply Texas counselor site at www.applytexas.org, or the direct link at <https://admin.applytexas.org/>. This site shows student-level data on application progress and submission by high school. If you are not sure who in your district / campus has access, contact your lead counselor or ask your Region ESC contact for Apply Texas. You can find your ESC contact here:



how it works

- [Reporting suite purpose](#)
- [Who is eligible to be authorized](#)
- [Authorization process](#)
- [Region contacts](#)

How do I navigate to the Higher Ed Almanac?


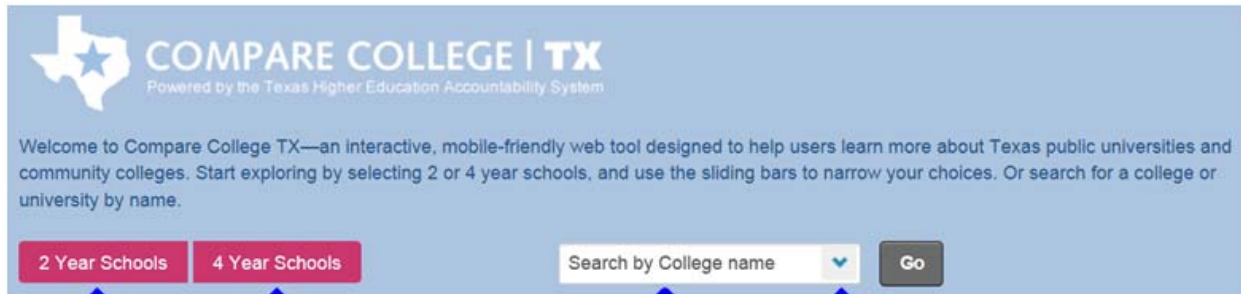


The higher education almanac shares data on every public institution in Texas. The online version of this document (PDF) and an institutional comparison file are posted here: <http://www.theccb.state.tx.us/index.cfm?objectid=26B0039A-944A-C4D9-C6092B25A2C7BA27> (scroll to the bottom). Printed copies of the Almanac are also produced. These same data are available through an interactive site called Compare College Texas compatible with hand-held devices (see next application).

How do I navigate to Compare College Texas?



This site has a direct URL at www.comparecollegetx.org. Much of these data are from the Texas Public Higher Education Almanac, which presents data about higher education institutions.




You can use the drop down menu to search.

Or you can type in an institution name and the drop down will prompt the institution names.

How do I navigate to Texas Crews (Consumer Resource for Education and Workforce Statistics)?



These data show earnings over time and debt-load data by college major, occupation, type of institution, and specific institution. These dashboards were developed through collaboration between THECB and the Texas Workforce Commission to link data from both agencies. The site will be launched soon in a joint effort. *Note: This link will be added to this primer as soon as it is available.*



How do I navigate to College Measures Economic Success Metrics for Texas?



These data show first year earnings by degree and public institution. This site has a direct URL at <http://esm.collegemeasures.org/esm/texas/>. These dashboards were developed by American Institutes for Research and Matrix Knowledge. Data were provided by THECB. If you search for “College Measures,” the Economic Success Metrics will not be easily found from the College Measures homepage. We recommend searching “College Measures ESM.” A link to these data is also available on Compare College TX.

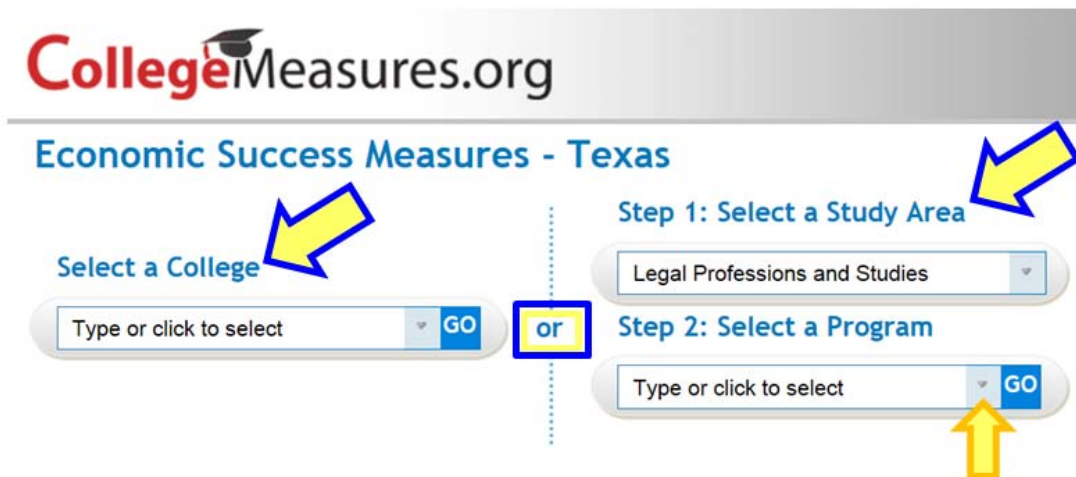
If you start navigation from <http://collegemeasures.org/esm/>:



States with ESM websites

- Arkansas ([view report](#))
- Colorado ([view report](#))
- Florida ([view report](#))
- Tennessee ([view report](#))
- **Texas** ([view report](#))
- Virginia ([view report](#))

The Texas main page looks like this:



If you select a Study Area, you must then select the light blue arrow under Step 2 for a Program. Then you can click GO to see the dashboard.

Other Resources from Texas Higher Education Coordinating Board



This site is a tool for future college students to explore career options and college programs. The direct link to this site is <http://texasgenuine.org/>.

Higher Education Regional Portal



The Regional Portal is found on the [THED](http://www.txhighereddata.org/reports/performance/regions/) site. The direct link to the portal is here, <http://www.txhighereddata.org/reports/performance/regions/>. The data for the portal is updated every two years. The Regional Portal includes a link to the Regional Plan for Higher Education and several reports with data shown by higher education region. The higher education regions are not the same as independent school district regions.


Online Applications
Accountability
Community College Annual Reporting Tool (CARAT)
Profile Reports (PREP)
Regional Portal
More...



Texas Professional Development



All of the previous resources provide copious amounts of data that can inform decisions by parents, students, administrators, and policy-makers. Using these data to their full effect can be a challenge. The THECB site www.TXProfDev.org provides links to a number of training modules, including resources to help users understand data and think about how to use data effectively.



TXProfDev.org
Professional Development Modules

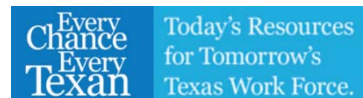
A free service for teachers of all subjects, from high school through university levels, provided by the Texas Higher Education Coordinating Board and developed by institutions across Texas

Making Decisions with Data
The modules provides instruction and resources on how to incorporate data-driven decision making into your daily work, whether you are a classroom teacher, administrator, or hold multiple roles.

Understanding Data Analysis
These modules were designed to introduce data to new and beginner data consumers.

Other Resources

Minnie Stevens Piper Compendium



This site is maintained by the State Comptroller and includes a link to every institution of higher education in Texas, including private, for-profit, and public institutions. This site lists admissions requirements (including minimum SAT and ACT scores), application deadlines, tuition and fees, and recommended budgets for each institution. The direct link to this site is, <http://www.everychanceeverytexan.org/about/scholars/>.

[Home](#) » [About This Site](#) » [The Minnie Stevens Piper Foundation](#)

The Minnie Stevens Piper Foundation

2013-2014 Compendium of Texas Colleges and Financial Aid Calendar

Texas Schools Info

- [Texas Colleges and Universities](#)
- [Applying for Admission](#)
- [College Admission and Financial Aid Checklist](#)
- [College Entrance Test Dates and Fees](#)
- [Advanced Placement and Credit by](#)